


TWOP Discussion

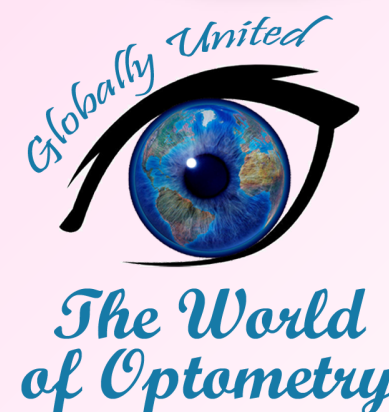
AMBLYOPIA AND THE ROLE OF AN OPTOMETRIST



#TwopDiscussion

INTRODUCTION

- This is also called “**Lazy Eye**”
- Occurs when one or both eyes does not develop properly **during childhood**
- Common problem in newborns as well as young children
- It is very important to **diagnose** and **treat** amblyopia as earlier as possible otherwise, child with amblyopia will not develop normal vision



#TwopDiscussion


CAUSES

- Strabismus
- Refractive errors
- Cataract
- Droopy eyelid/ptosis
- Blockage or deprivation



TYPES

- Refractive amblyopia
- Anisometropic amblyopia
- Meridional amblyopia
- Strabismic amblyopia
- Visual deprivation amblyopia
- Toxic amblyopia

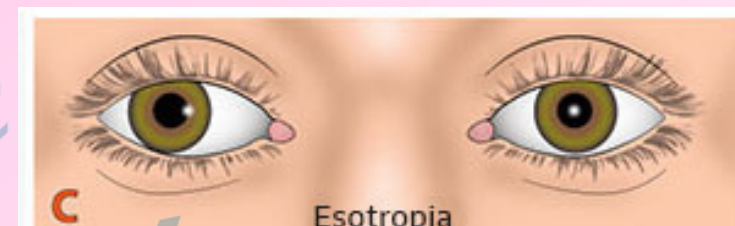


#TwopDiscussion

SIGNS AND SYMPTOMS

Signs:

- No obvious signs, unless severe abnormality present
- Rubbing or squinting of eyes
- Misaligned eyes
- Reduced VA
- Droopy eyelid



Symptoms:

- No symptoms
- Blurred vision
- Reduced contrast sensitivity




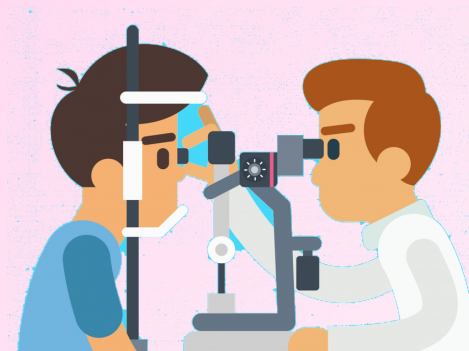
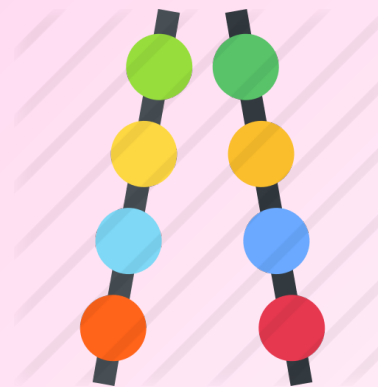
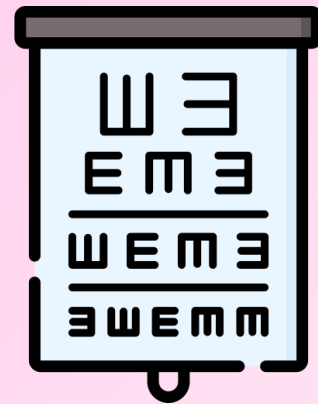
The World
of Optometry

DRAG TO THE SIDE
DRAG TO THE SIDE

#TwopDiscussion

CLINICAL EXAMINATION AND DIAGNOSIS


- Visual Acuity Examination (clinical)
- Refraction (cyclopegic refraction preferred in children)
- Fixation preferences in preverbal children
- Ocular-motor examination
- Assessment of deviation
- Slit lamp examination to rule out any ocular pathology



#TwopDiscussion

RISK FACTORS

- Low birth weight
- Prematurity
- Retinopathy of prematurity (retrolental fibroplasia)
- Cerebral palsy
- Mental retardation
- Family h/o anisometropia, strabismus, cataract, and
- amblyopia



MANAGEMENT

- Full optical correction
- Occlusion therapy/patching good eye
- Optical penalization with the atropine eye drops
- Filters to blur better eye
- Optical defocus using glasses/contact lenses
- Dichoptic video games



The World
of Optometry

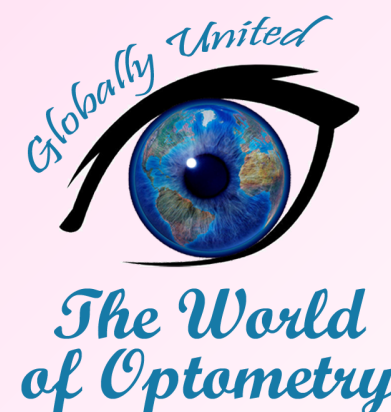
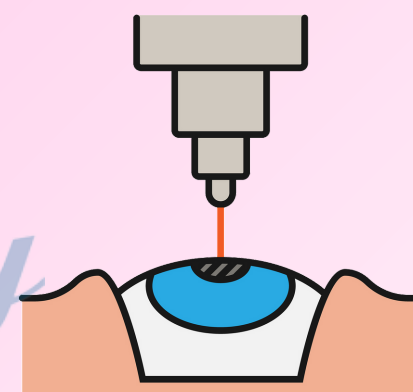
DRAG TO THE SIDE
DRAG TO THE SIDE

#TwoopDiscussion

SURGICAL INTERVENTION

If amblyopia is due to:

- Cataract: Cataract surgery
- Corneal opacification: Corneal graft
- Blepharoptosis: Tarsal tuck
- Nonclearing vitreous opacities: Vitrectomy.




DRAG TO THE SIDE
DRAG TO THE SIDE

#TwopDiscussion

ROLE OF AN OPTOMETRIST

- Identify patients risk of developing amblyopia
- Accurately diagnose amblyopia
- Minimize the adverse effect of amblyopia
- Inform and educate parents, teachers, patients and other health care practitioners regarding visual complications of amblyopia and availability of treatment.




#TwopDiscussion




Wow, what cool content



Leave your comment



Share with friends



Save, to consult in the future

The World of optometry



The World of Optometry



@theworldofoptometry



TheWorldofOptometry



TheWorldofOptometry