

TWOP EYE FACTS —


DO YOU KNOW?



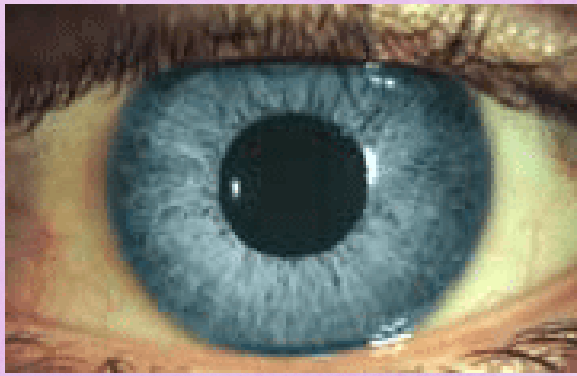
3 INTERESTING FACTS ABOUT



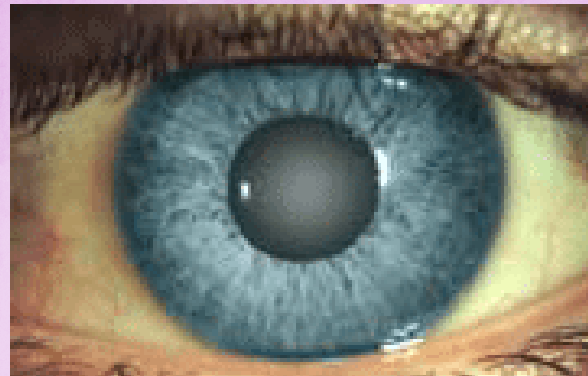
YOUR EYES



NORMAL EYE



EYE WITH CATARACT




DRAG TO THE SIDE
DRAG TO THE SIDE

#TwoEyeFacts

#1

CATARACTS USUALLY TAKE YEARS TO DEVELOP

Globally United
The World of Optometry



@theworldofoptometry




TheWorldofOptometry



TheWorldofOptometry


DRAG TO THE SIDE
DRAG TO THE SIDE

#TwoEyeFacts



#2

**80% OF VISION PROBLEMS ARE
CURABLE**



@theworldofoptometry



TheWorldofOptometry



TheWorldofOptometry

Cone cell

Rod cell


DRAG TO THE SIDE
DRAG TO THE SIDE

#TwoEyeFacts



#3

THE CELLS IN YOUR EYE COME IN DIFFERENT SHAPES. FOR EXAMPLE, ROD SHAPED CELLS ALLOW YOU TO SEE SHAPES, AND CONE SHAPED CELLS ALLOW YOU TO SEE COLOUR



@theworldofoptometry



TheWorldofOptometry




TheWorldofOptometry




Wow, what a cool content



Leave your comments



Share with friends



Save, to consult in the future

The World of optometry



The World of Optometry



@theworldofoptometry



TheWorldofOptometry



TheWorldofOptometry