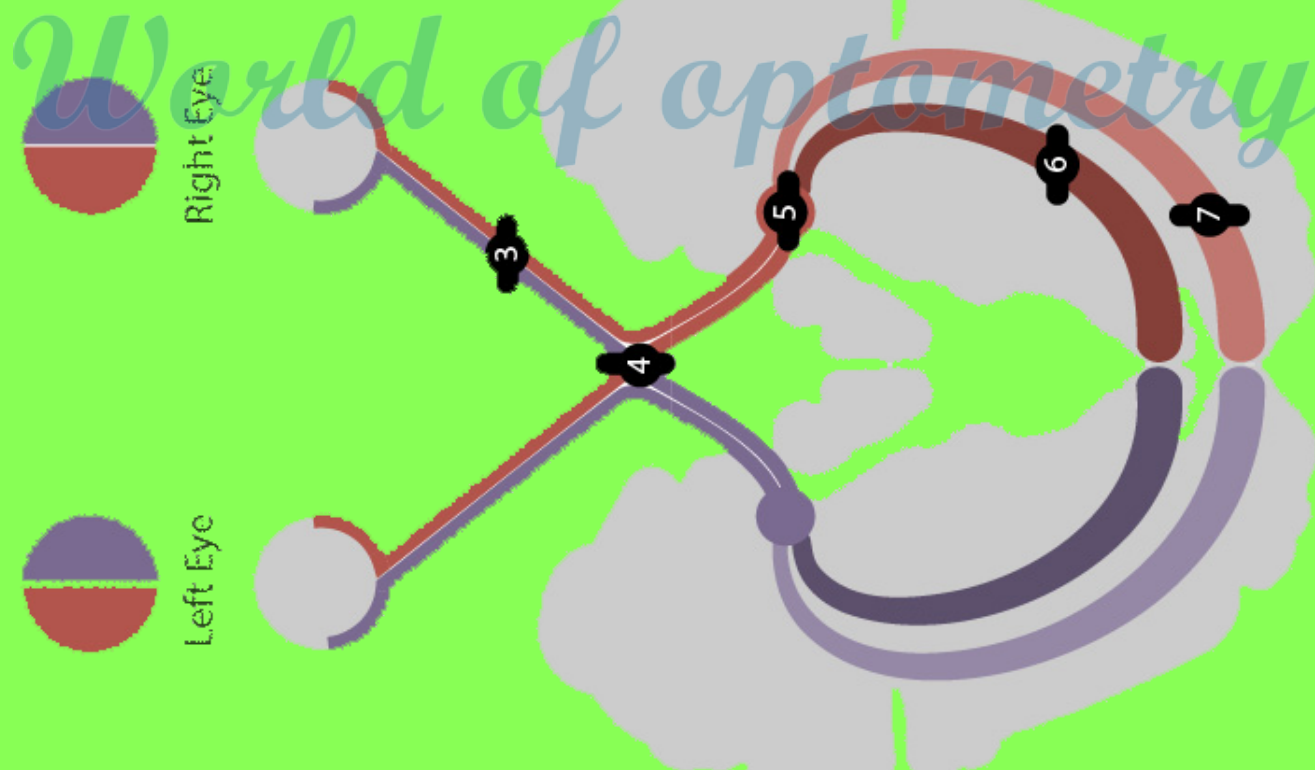




*The World  
of Optometry*

# Twop Case Study

**Right Homonymous Hemianopia  
Associated With Accommodative and CI**



@theworldofoptometry



TheWorldofOptometry



TheWorldofOptometry

#TwoCaseStudy

# Patient History



**CHIEF COMPLAINTS:** A 19 years old patient presented with complaint of focusing and concentrating while reading, having trouble shifting focus from far to near , and very slow reading speed. He experienced eyestrain, blur as well as intermittent diplopia after reading 10 minutes.

**OCULAR HISTORY:** None.

**PAST MEDICAL HISTORY:** He also presented with H/O head trauma 9 months ago as a result of automobile accident prior to present examination. Earlier he had consulted an optom who prescribed him eye glasses with prism but it didn't relieve his symptoms. His goal was to improve his reading speed and comfort so he could return college.

**FAMILY HISTORY:** None.

**OLD PRESCRIPTION:** BE.-1.00D with 1Base In  
• **VA (Corrected):** 20/20 BE



*The World  
of Optometry*



@theworldofoptometry



TheWorldofOptometry



TheWorldofOptometry

#TwopCaseStudy


# Orthoptic Evaluation

**NPC:** 20cm break and 25cm recovery

**Cover Test:** Orthophoria at distance and 10 to 12 prism, intermittent alt. exotropia at near (deviated 50% of the time)

**Subjective:** BE -1.00D , VA 20/20

**Vergence Facility:** 0 cpm, diplopia with 12 BO



@theworldofoptometry



TheWorldofOptometry



TheWorldofOptometry

DRAG TO THE SIDE  
DRAG TO THE SIDE

#TwopCaseStudy


# Orthoptic Evaluation

**MAF:** 0 cpm BE, cannot clear -2.00

**BAF:** 0 cpm; cannot clear, fails -2.00


**MEM Retino:** +1.75D OD and OS

**Stereopsis:** 20 sec. of arc on Wirt circles, 250 sec  
of arc of random dot stereopsis



# Visual field examination

**Visual Field Test(AVF):** Right Homonymous  
Hemianopia






#TwopCaseStudy

# Diagnosis

---



Right homonymous hemianopia  
associated with Accommodative  
and CI



@theworldofoptometry



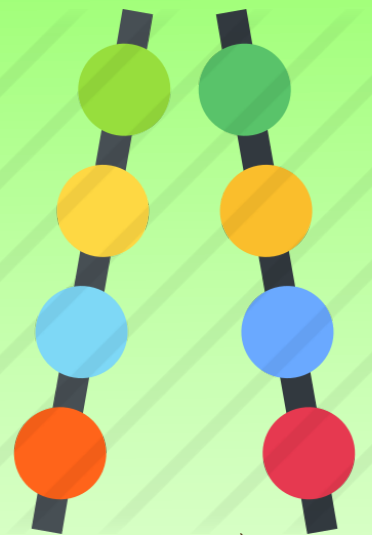
TheWorldofOptometry



TheWorldofOptometry

# Management Plan

- Spectacle full time wear
- Home based vision therapy eg, pencil push up therapy 4-5 minutes Bd
- Brock string exercise 5-6 minutes Bd
- To compensate for right hemianopia, advised to keep book tilted at an angle of 45 to 90 degrees when reading
- Reading vertically can be useful as only vertical saccades are required.




*The World  
of Optometry*



# Management Plan

## Post follow up after 9 weeks:

- **NPC:** 2cm break and 5cm recovery
- **Cover test:** BE Orthophoria @ distance
- **Cover test :** BE Orthophoria @ near
- **VF:** 15cpm
- **MAF** and **BAF:** 8 cpm and 10 cpm respectively
- Patient was happy and satisfied after follow up visit to hospital as the symptoms got relieved and even his reading speed as well.







Wow, what a cool content



Leave your comments



Share with friends



Save, to consult in the future

# The World of optometry



The World of Optometry



@theworldofoptometry



TheWorldofOptometry



TheWorldofOptometry