


TWOP Discussion


XANTHELASMA



ANSWER

Xanthelasma:

Is a delicate yellowish cholesterol filled patch located under the skin, typically in the periorbital zone. They are associated with disturbances in metabolism of lipoproteins and are more common in females above age 50. Usually Xanthelasma is Bilateral, asymptomatic and in most cases completely innocuous. However, it's cosmetically not acceptable. Removal of Xanthelasma is the ideal choice. There are several ways to remove Xanthelasma. For instance; cryotherapy, laser surgery, traditional surgery etc. Clinical differential diagnosis includes cysts of milia and syringoma.




#TWOP Discussion




Wow, what cool content



Leave your comment



Share with friends



Save, to consult in the future

The World of optometry

