

“

TWOP TIPS

*brought to you by
The World of Optometry*



DOMINANT EYE TEST



#TwopTips



@theworldofoptometry



TheWorldofOptometry



TheWorldofOptometry

TIPS

INTRODUCTION

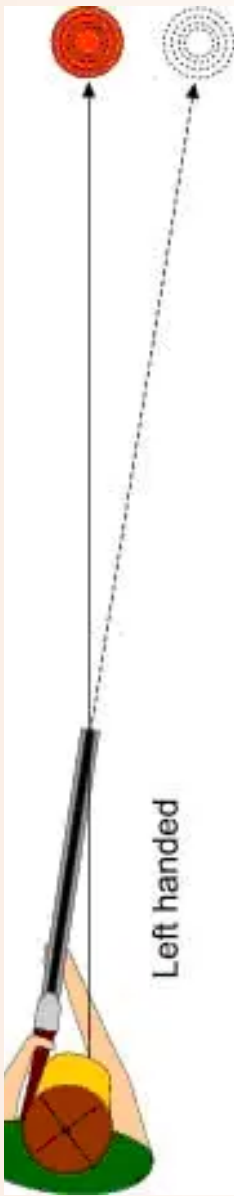
Dominant Eye tests are fun and easy. But it shouldn't be taken for granted when it comes to certain situations such as Refractive error, amblyopia, cataract surgery, Lasik surgery, macular degeneration, and other visual performing actions. That is why it is important to get accurate ocular dominance for patients with visual demands.



TIPS

Certain issues about Ocular Dominance

- **Cross Eye Dominance** - The dominant hand is sometimes relative to the dominant eye of a patient but that isn't always the case. A study shows that 90% of a population is Right hand dominant but about 67% are Right Eye Dominant.
- **No Dominant eye** /Alternating Dominant eye/Mixed Dominance- It is unlikely that a patient will have no dominant eye, but he likely has an alternating or mixed dominance where one eye is more dominant in certain tasks.
- There are stripes of neurons in the **visual cortex** which is responsible for the development and binocular vision and eye dominance.



TIPS

TIPS on Getting Precise Ocular Dominance

- Get the history and lifestyle of the patient. It is important to get to know your patient if he is into Sports, Military, or Photography and knows the activities they are involved in (Shooting, Archery, Pool, etc)
- Determine if the patient is for Specialty contact lens fitting, for Monovision. Is the patient due for Cataract surgery, Lasik Surgery, or other refractive surgery.
- Perform a clinical routine Eye test and orthoptic tests, evaluating binocular vision and the retina.

TIPS

TIPS on Getting Precise Ocular Dominance


- Know the different methods of dominant eye test routines and perform each according to your patient's lifestyle. The more consistent the patient's results, the more it is likely to be the dominating eye (especially for alternating/mixed dominance).
- Record results for both motor and sensory ocular dominance.
- Perform Dominant Eye Test Routine in different testing conditions, such as when the patient is wearing his best correction; high and low contrast; performing specific activities; different working distances.
- Discuss, educate and give proper advice to patients.




Wow, what a cool content



Leave your comments



Share with friends



Save, to consult in the future

The World of optometry



The World of Optometry

#TwopTips



@theworldofoptometry



TheWorldofOptometry



TheWorldofOptometry